

WATER

by

WENDY CHAMBERS

for

john silber &
bernard rands

music 201a

Nov. 5. 1979

INSTRUCTIONS

Performers do not begin until cued in by conductor.
Performers repeat phrase until cued off by conductor.
Conductor decides when to cue performers on and off.

Performers playing water sounds sit on floor in semi-circle,
in front of the rest of the ensemble.

Water instruments consist of 3 types:

- 1) drinking straw in can filled with water
- 2) two like containers, one filled with water
- 3) Large metal bowl, 1/2 filled with water,
plus a small container used as bailing
utensil

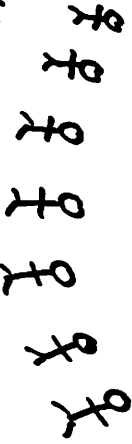
The respective instruments are played as follows:

- 1) performer blows bubbles at a steady rate
- 2) water is exchanged between containers as
slowly and evenly as possible (However,
decresc. should be observed.) Vertical
distance should be maximized. REPEAT!
- 3) Fill small container with water from large metal
bowl. Pour water back into bowl as slowly and
evenly as possible. (Again, decresc. should be
observed.) Vertical distance should be
maximized. REPEAT!

CONDUCTOR



WATER PERFORMERS
(seated)



ALTOs
4
(standing)

BASS:
1 + 3
TENORS
2


SOPRANOS
4
(standing)

1 SOPRANO
1 ALTO


(standing)

THE MOVEMENTS ARE AS FOLLOWS:

SOPRANOS




ALTOS



TENOR GROUP

(3 tenors, 1 bass, 1 alto, & 1 soprano)



$\frac{1}{4}$ TURNS